

Truckers Guide








1. Drive through the AGS portals. **(ALL TRUCK TRAFFIC MUST PASS THROUGH THE PORTALS.)** Proceed to the Inbound Gate, stop at the kiosk.

2. Read the directions on the kiosk.
Note: All missions require a Gate Code.

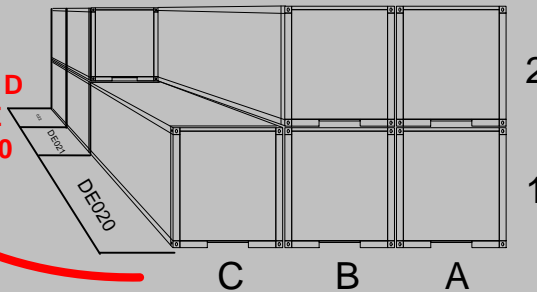
3. Once the mission is confirmed by the Clerk, a "Routing Slip" will be printed that explains what tasks are to be completed.

Receive Loaded Container Apr 29, 1999 3:09 PM

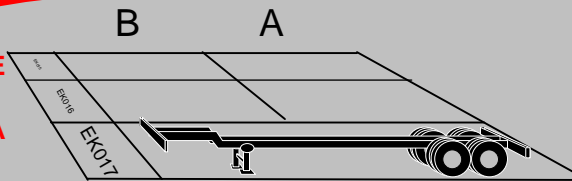
| | | |
|---|------------------------|-----------------|
| Job Number 0829 | ORION Number 976730 | Tractor 3150 |
| Shipping Line (55555) BEST SHIPPING LINE | | |
| Trucking Company (BT) BEST TRUCKING CO. | | |
| Seal 008223 | Seal (add) | |
| DRY 40'86" | | |
| FMCU 201358  →  DE020 | | |
| CHAZ 304930  →  EK017 | | |
| Go to outbound lanes. Swipe ALL cards that have a barcode. →  | | |

Sample Routing Slip








Section: D
Row: E
Slot: 020



Section: E
Row: K
Slot: 017A



ICON MEANINGS

| | |
|--|-------------------------------|
|  | Direction of Movement |
|  PF020 | Container Stack with Location |
|  CD036 | Wheeled Row with Location |
|  MOSK 41028 | Bare Chassis |
|  MOLU216438 | Married Container & Chassis |
|  | Leave Terminal After Gate Out |
|  | Follow Given Instructions |

4. After completing all tasks on the "Routing Slip," proceed to the Outbound Gate.

5. Drive through the AGS portals. **(ALL TRUCK TRAFFIC MUST PASS THROUGH THE PORTALS.)** Proceed to the kiosk.

6. Follow the instructions on the kiosk.

7. Remove the printed Interchange from the kiosk.

8. Present the Interchange at the Guard Gate.

A SAFETY VEST IS REQUIRED
PLEASE REMAIN IN OR AROUND YOUR VEHICLE AT ALL TIMES
PASSENGERS ARE NOT PERMITTED ON TERMINAL

Driver Assistance

(843) 579-4433
Fax: (843) 628-2444